

Welcome to Schoology. This is our new learning management system for FCPS. **Schoology Parent Account Provides:** access to view your child's courses, groups, assignments, and calendar. Parents can also check messages, adjust their notification settings, and access additional groups or courses if they are enrolled as members. Please access this site for more [technology resources](#). [Get help with Schoology](#). [Still need help?](#)

### How to Join a Zoom Meeting in Schoology (for students)

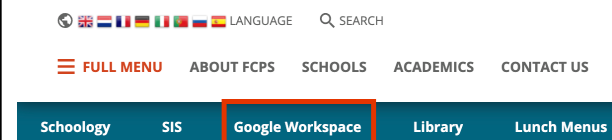
Students will use their own Schoology login to access their live class sessions. Here is a video and step by step instructions on how students can join zoom via schoology. <https://www.fcps.edu/return-school/technology-support-families>

**Step 1 - Sign in to Chrome with your fcpschools.net account (if you are not already signed in)**

Open the Chrome Browser on your computer

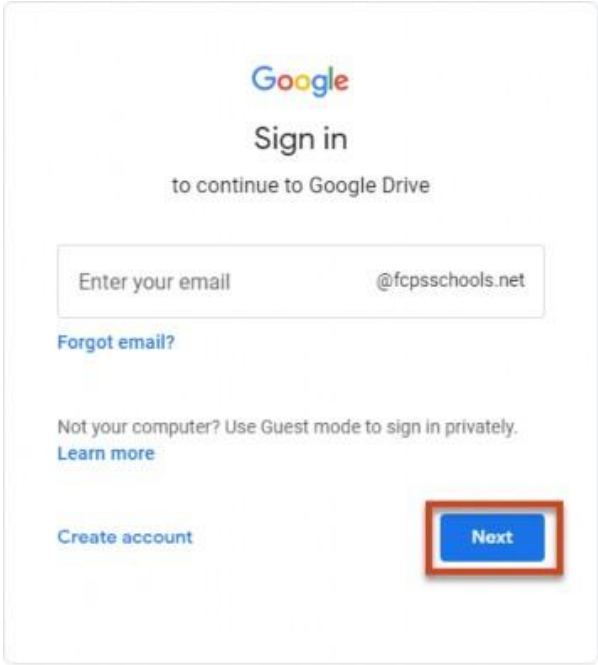
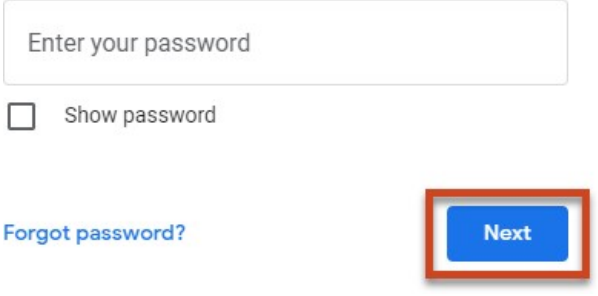





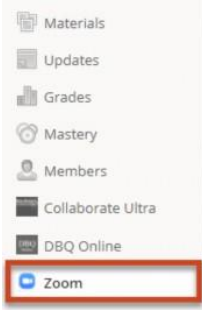
Go to [www.fcps.edu](http://www.fcps.edu) and click on the **Google Workspace** link



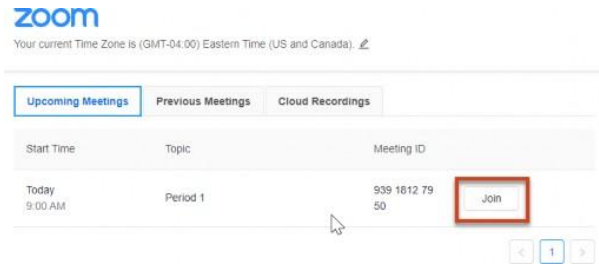
Enter your student ID number and click Next

Example: 1234567@fcpschools.net

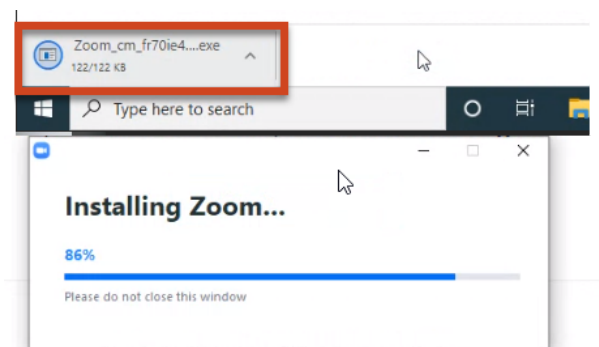
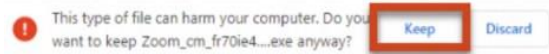
	
Enter your password and click Next	
<b>Step 2 - Sign in to Schoology</b>	Go to <a href="https://lms.fcps.edu">lms.fcps.edu</a> and enter your FCPS username and password. Your username is your student ID number.

	 <p>Teachers, Staff and Students, use your FCPS credentials to login</p> <input data-bbox="829 533 1421 583" type="text" value="FCPS username"/> <input data-bbox="829 596 1421 646" type="password" value="Password"/> <p><a href="#">Sign in</a></p>
Click Sign in	
Select the Course where you would like to access a Zoom meeting.	
In the left navigation bar of the course, click Zoom.	

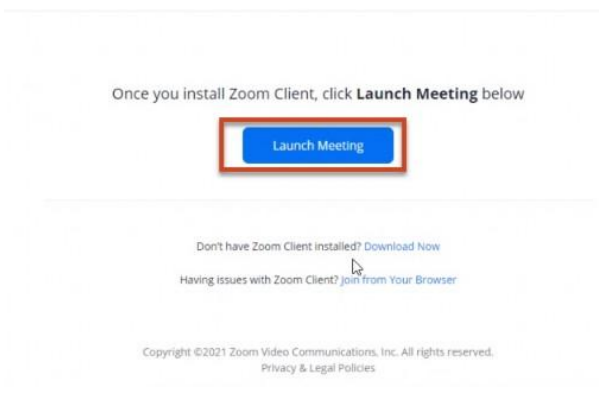
Find the meeting that you'd like to join under Upcoming Meetings and click Join.



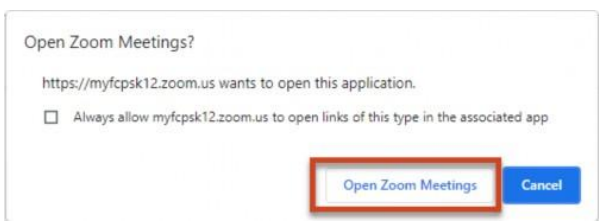
Click Keep if you receive the message "This type of file can harm your computer. Do you want to keep zoom...exe anyway?"



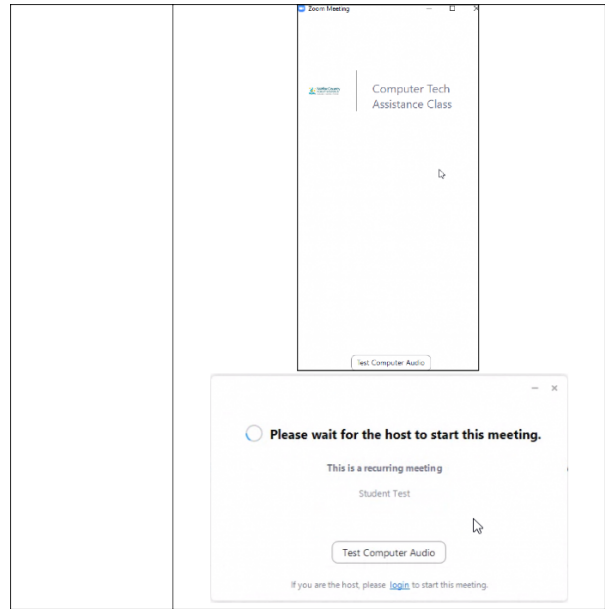
Once the install is complete, click Launch Meeting.



If this window pops up, click Open Zoom Meetings.



If you see either of these windows, you will have to wait for the teacher to admit you to the meeting



**Still need help?** Click on the start button for either Parent/Guardian or Student below to submit a tech support request ticket or call the Parent Technology Help Desk at **833-921-3277** (833-921-FCPS). This will be answered by staff members from 7 a.m. - 6 p.m. Monday-Friday.

### [Parent Help Desk Ticket](#)

Parents/Guardians




Submit ticket for help with your pa

Start 

### [Student Help Desk Request](#)

Please check out our **Self-Help Hub** for tech guides that can assist you with troubleshooting



**Students**  


simple issues.

A white rectangular box with a thin black border, occupying the right half of the top row. It contains a teal square in the upper right corner with the word "Students" in white bold text and a white stick figure with its arms raised. Below the teal square, the text "simple issues." is written in a dark grey font.